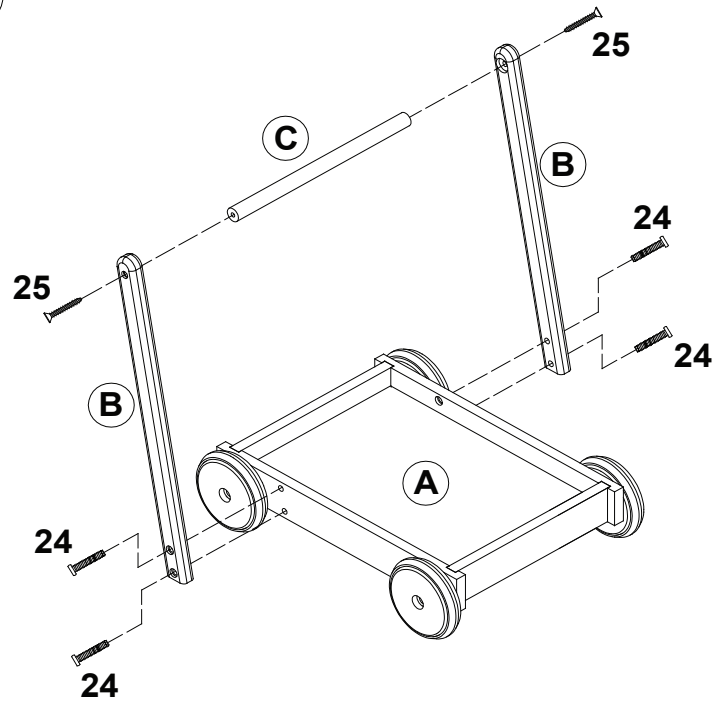


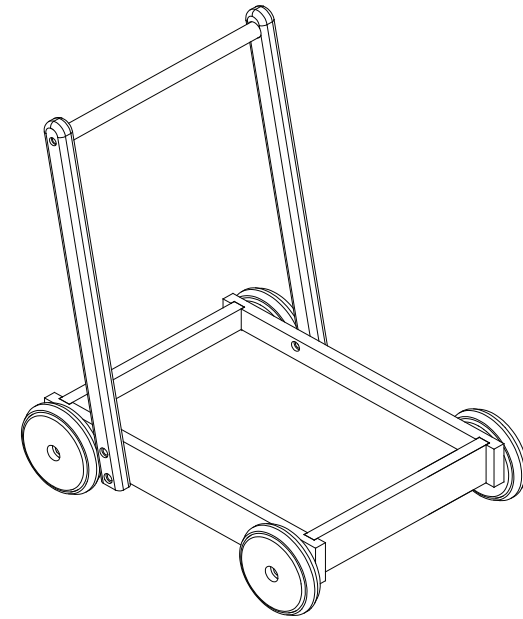
# ASSEMBLY INSTRUCTION

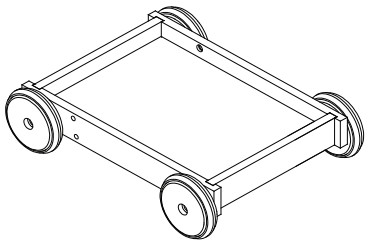

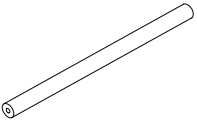



## MT7306

**1**



**2**

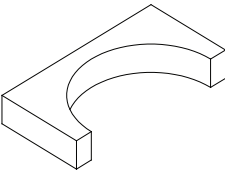
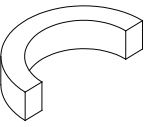
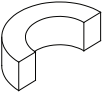

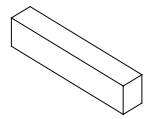

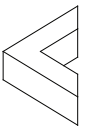

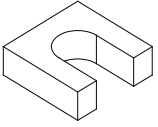




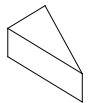
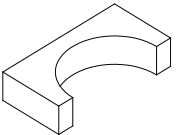
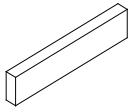
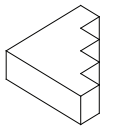
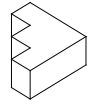


<b>A</b>	<b>B</b>	<b>C</b>	<b>24</b>	<b>25</b>	<b>F</b>
					 FF
<b>x 1</b>	<b>x 2</b>	<b>x 1</b>	<b>x 4</b>	<b>x 2</b>	<b>x 1</b>

**ADULT ASSEMBLY REQUIRED.** This package contains small parts which are for adult assembly only. Please make sure all screws and bolts are securely fastened during assembly. Upon completion please double check before using the toy. Failure to follow assembly instruction will cause damages to the toy and potentially result in an injury to children.

# WOODEN BLOCK PART LIST

## MT7306

A	B	C	D	E	F
					
x1	x1	x2	x2	x1	x2
G	H	I	J	K	L
					
x2	x2	x1	x1	x5	x2
M	N	O	P	Q	R
					
x2	x4	x1	x2	x1	x1

