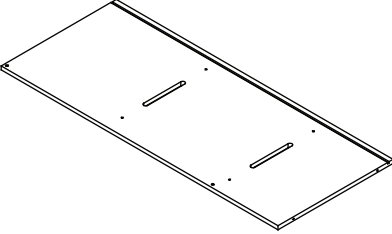
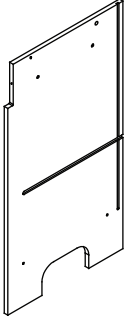
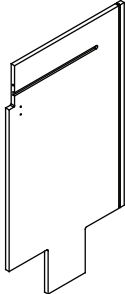
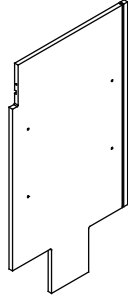



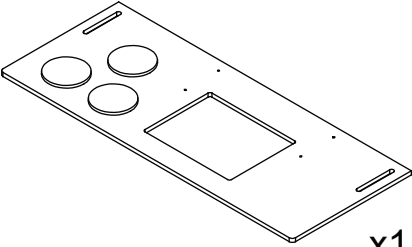
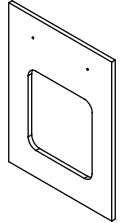
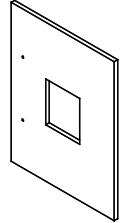
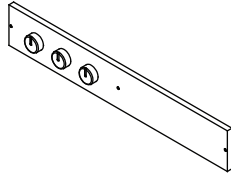
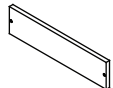

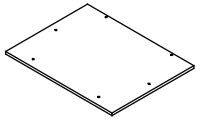
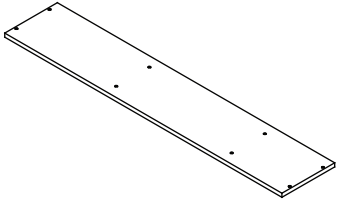
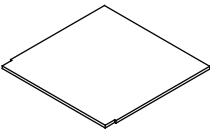
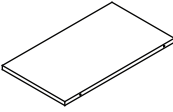
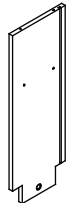
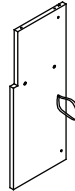
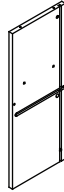



PART LIST

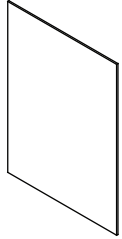

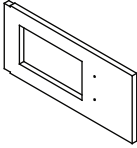
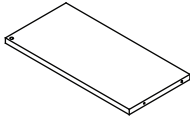
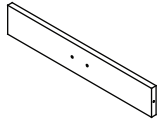
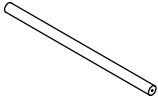
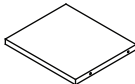
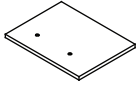
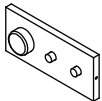


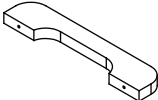

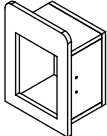





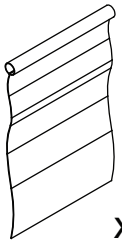

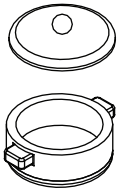

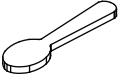










MT7523

<p>A</p>  <p>x1</p>	<p>B1</p>  <p>x1</p>	<p>B2</p>  <p>x1</p>	<p>B3</p>  <p>x1</p>	<p>B4</p>  <p>x1</p>	<p>C1</p>  <p>x2</p>	<p>C2</p>  <p>x1</p>
<p>D</p>  <p>x1</p>	<p>E</p>  <p>x1</p>	<p>F</p>  <p>x1</p>	<p>G</p>  <p>x1</p>	<p>H1</p>  <p>x2</p>	<p>H2</p>  <p>x2</p>	<p>H3</p>  <p>x1</p>
<p>I</p>  <p>x1</p>	<p>J1</p>  <p>x1</p>	<p>J2</p>  <p>x2</p>	<p>K1</p>  <p>x1</p>	<p>K2</p>  <p>x1</p>	<p>K3</p>  <p>x1</p>	<p>K4</p>  <p>x1</p>

ADULT ASSEMBLY REQUIRED. This package contains small parts which are for adult assembly only. Please make sure all screws and bolts are securely fastened during assembly. Upon completion please double check before using the toy. Failure to follow assembly instruction will cause damages to the toy and potentially result in an injury to children.

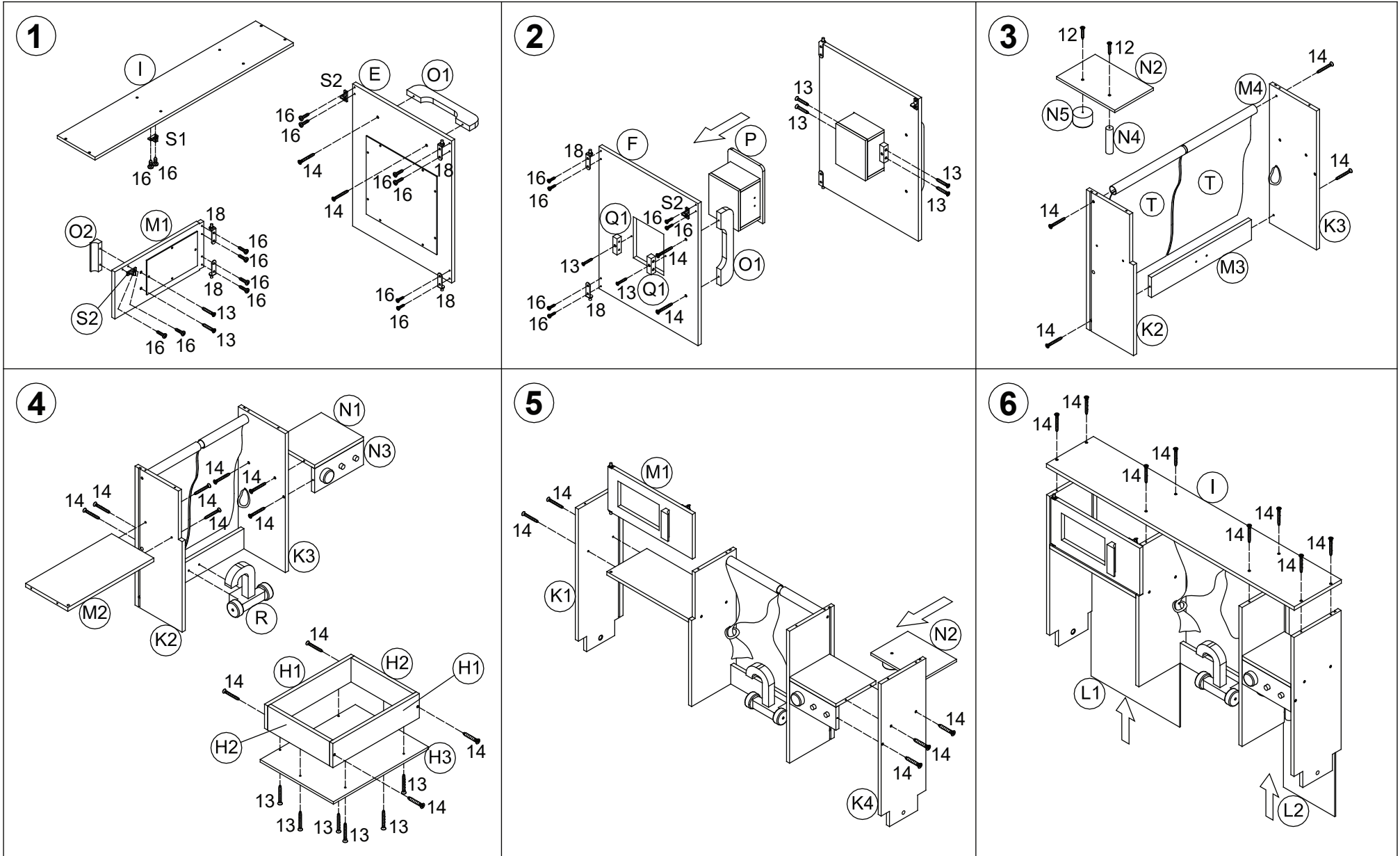
PART LIST

MT7523

L1	L2	M1	M2	M3	M4	N1	N2	
 x1	 x1	 x1	 x1	 x1	 x1	 x1	 x1	
N3	N4	N5	O1	O2	P	Q1	Q2	
 x1	 x1	 x1	 x3	 x1	 x1	 x2	 x2	
R	S1	S2	T	P1	P2	P3	P4	P5
 x1	 x3	 x3	 x2	 x1	 x1 x1 =2	 x1	 x1	 x2
P6	12	13	14	15	16	17	18	FF
 x2	 16mm x2	 19 mm x18	 24 mm x60	 8 mm x4	 10 mm x20	 22 mm x2	 x6	 x1

ASSEMBLY INSTRUCTION

MT7523



ASSEMBLY INSTRUCTION

MT7523

