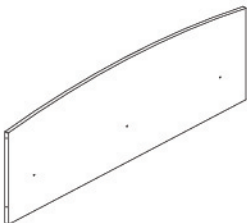



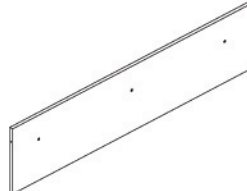

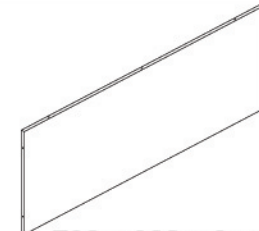

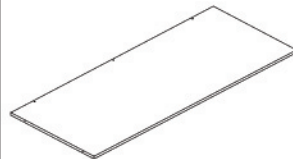

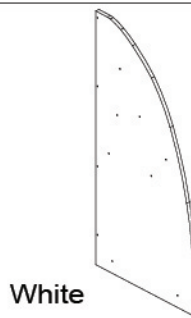
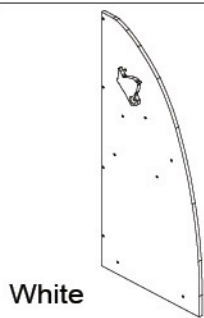



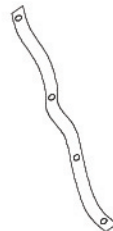







PART LIST

TL8822 FOREST BOOKCASE

A	B	C	D	E	F	G
 White x1	 730 x 60 x 9 mm Nature x1	 730 x 174 x 9 mm Nature x1	 730 x 130 x 9 mm Natural x1	 730 x 190 x 9 mm White x1	 730 x 210 x 9 mm Nature x1	 730 x 300 x 9 mm White x1
H	I	J	K	L	M	N
 730 x 100 x 9 mm Nature x1	 730 x 300 x 9 mm Nature x1	 730 x 30 x 9 mm Nature x1	 White x1	 White x1	 x1	 x2
O	P	25	26	27	28	29
 x2	 x2	 30 mm x4	 30 mm x18	 30 mm x6	 30 mm x27	 30 mm x1

- During assembly children should be kept away from the product due to possible risk of injury.
- Do not use this item if any components are missing or damaged.
- When placing any part upside down during assembly, please make sure the parts are placed on a soft surface to prevent scratch.

Warning: In order to prevent overturning, this product must be used with the wall attachment device provided.
 Serious or fatal crushing injuries can occur from furniture tipping over. Do not let children climb on bookcase.

ADULT ASSEMBLE

